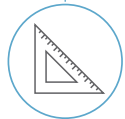


**TETTI PIANI**  
FLAT ROOFS

**Personalizzati**  
Customized



**SUPPORTO TRAPEZOIDALE**

TRAPEZOID SUPPORT

La specifica gamma di profili rinforzati consente la realizzazione di supporti personalizzati che richiedono particolare attenzione ai carichi vento e neve presenti nel sito di installazione.

*The specific range of reinforced profiles allows the construction of customized structures that require particular attention to the wind and snow loads present at the installation site.*

**Supporto**  
Support


**NTH7394**

Ipotenusa  
Hypotenuse




**NTH8634**

Base  
Base



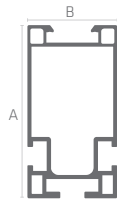
**NTH5343**

Cateto  
Cateto



**Profili compatibili**

Compatible profiles



**PRT4689-340**  
**PRT4689-113**

Dimensioni / Dimensions

A	B	Lunghezza
Length		
75	38,7	3400 mm
75	38,7	1130 mm

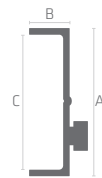
Length

75 38,7 3400 mm

75 38,7 1130 mm

**Giunzioni profili**

Profile junctions



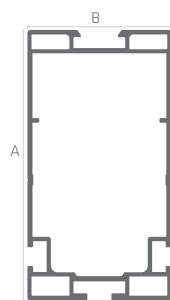
**PRL3437**

Dimensioni / Dimensions

A	B	C	Lunghezza
Length			
67	18	62	300 mm

Length

67 18 62 300 mm



**PRT7834-340**  
**PRT7834-113**

Dimensioni / Dimensions

A	B	Lunghezza
Length		
113	62,4	3400 mm
113	62,4	1130 mm

Length

113 62,4 3400 mm

113 62,4 1130 mm



**PRG7620**

Dimensioni / Dimensions

A	B	Lunghezza
Length		
58,7	48	440 mm

Length

58,7 48 440 mm



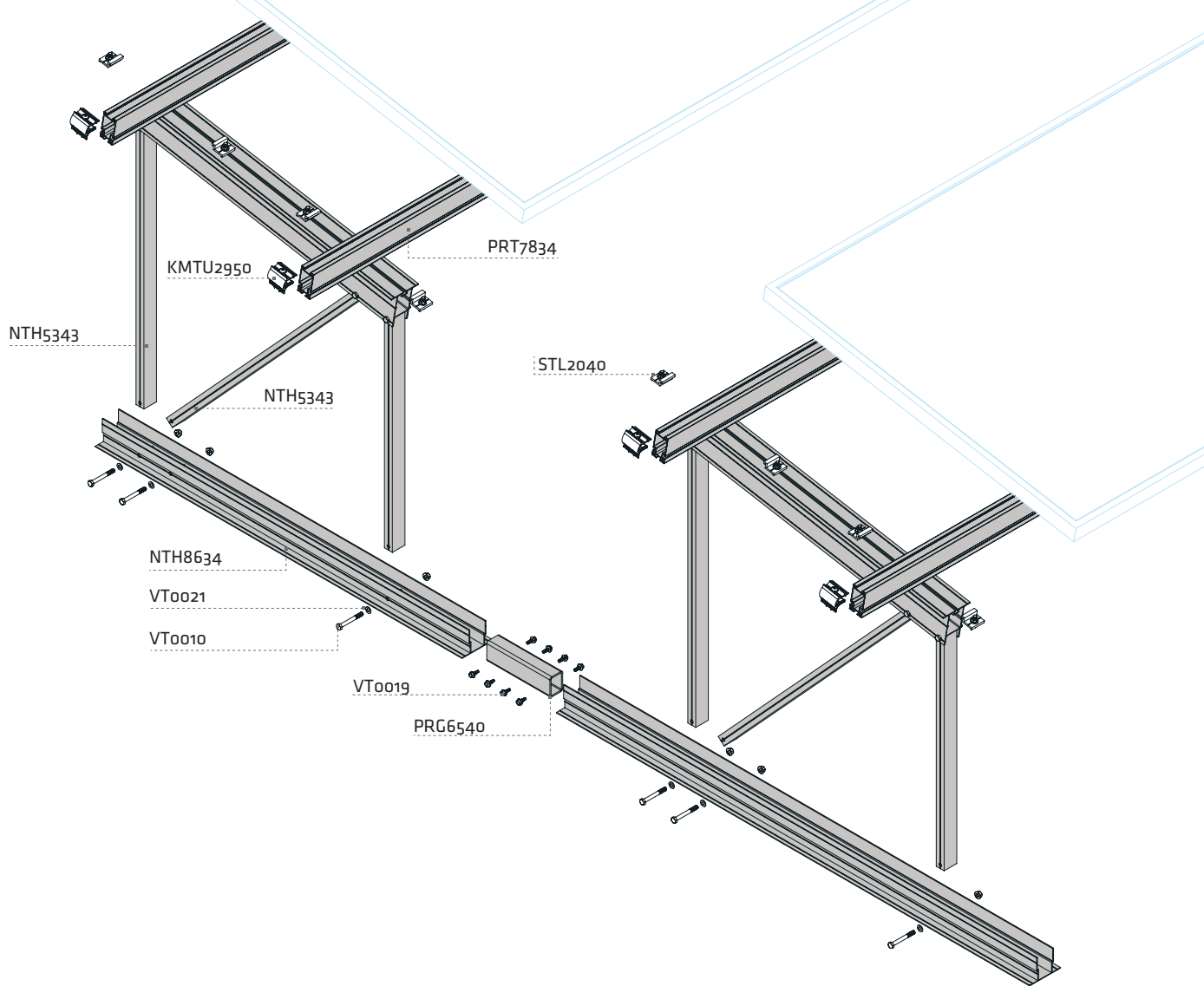
**PRG6540**

Dimensioni / Dimensions

A	B	Lunghezza
Length		
40,7	55,5	200 mm

Length

40,7 55,5 200 mm



## Accessori

### Accessories

#### Morsetti - Clamps

<b>KMTU2950</b>	Universale terminale <i>Universal end clamp</i>
-----------------	--



<b>KMCU2950</b>	Universale centrale <i>Universal mid clamp</i>
-----------------	---




#### Staffe - Brackets

<b>STL2040</b>	Fissaggio laterale profili <i>Lateral fixing profiles</i>
----------------	--



#### Controvento - Bracing

<b>PRL1233</b>	3000 mm
<b>PRL1233-200</b>	2000 mm



<b>VT0010</b>	TE M8X70 - DIN 931 TE M8X70 - DIN 931
---------------	--



<b>VT0021</b>	Rondella M8 - DIN 125 M8 washer - DIN 125
---------------	--



#### Viteria - Screws

<b>VT1001</b>	Vite testa a martello M8x25 <i>Hammer head screw M8x25</i>
---------------	---



<b>VT0001</b>	Vite TE M8x20 - DIN 933 Vite TE M8x20 - DIN 933
---------------	--



<b>VT0019</b>	Vite auto perforante 6,3x25 <i>Self-drilling screw 6.3x25</i>
---------------	--



<b>VT0006</b>	Dado flangiato M8 <i>Flanged nut M8</i>
---------------	--

